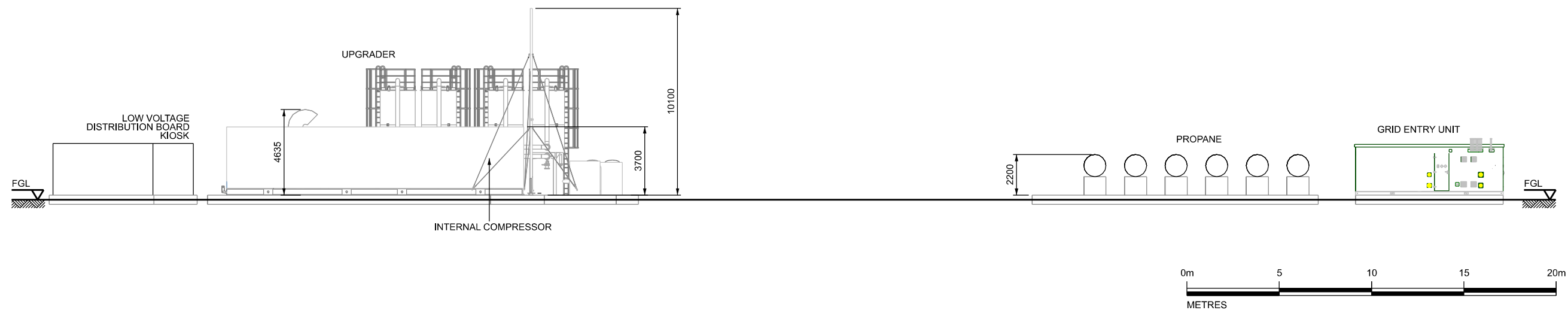
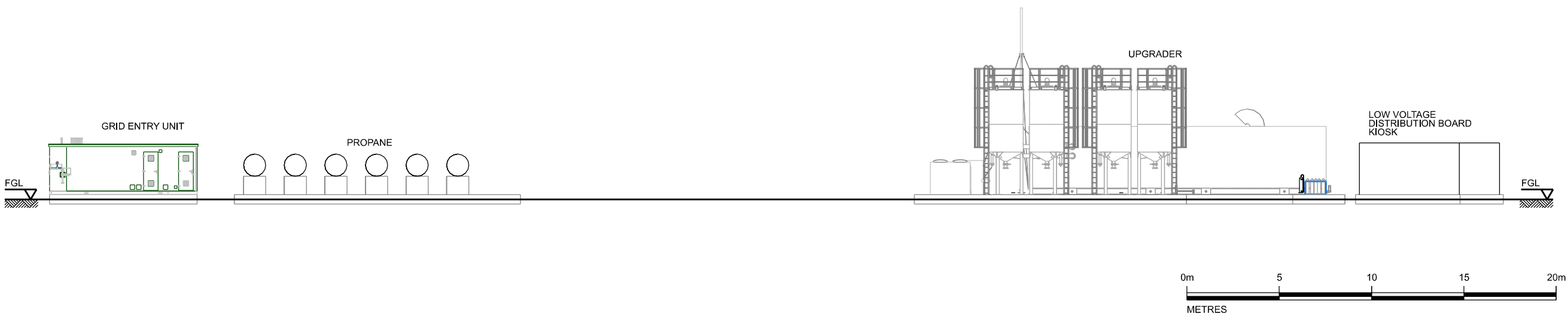


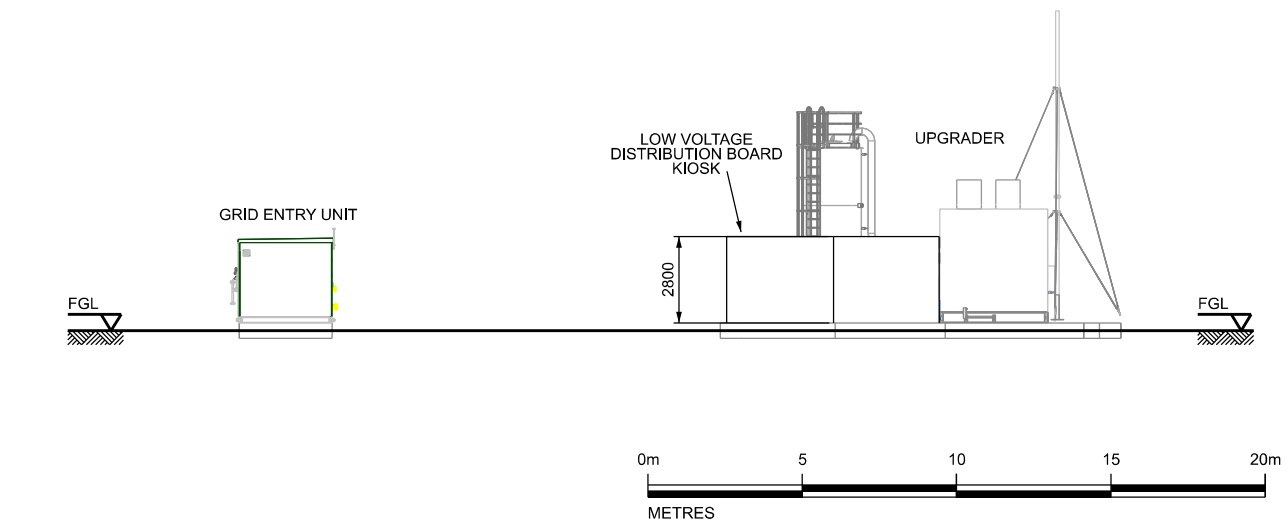
**SITE ELEVATION A**



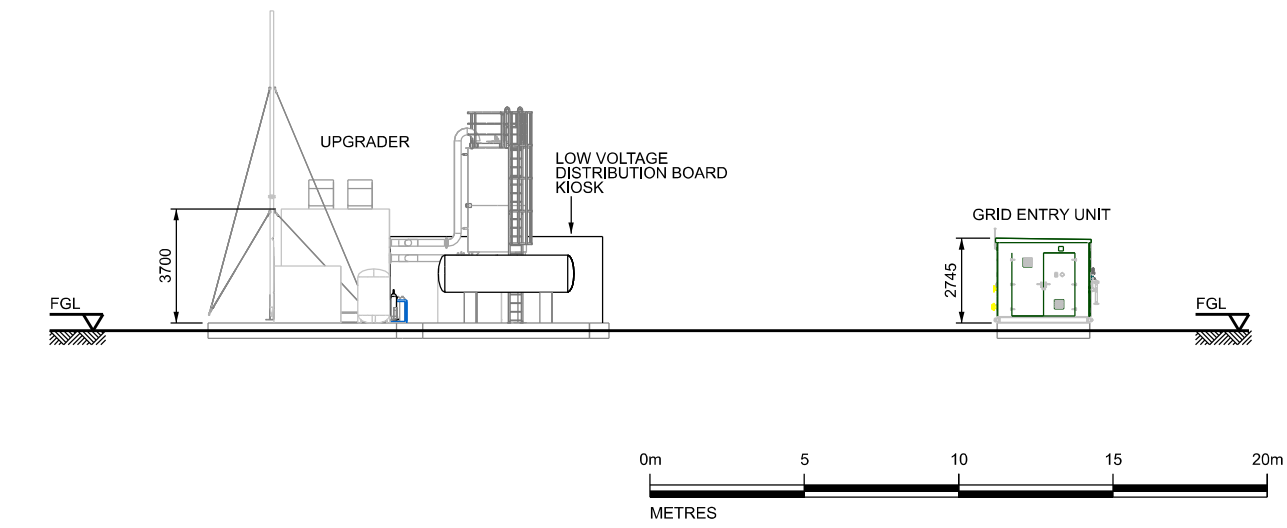
**SITE ELEVATION B**



**SITE ELEVATION C**



**SITE ELEVATION D**



REVISIONS:

REV	DESCRIPTION	DATE	CHK	APP
A	INITIAL ISSUE	03/11/20	NR	CB

- NOTES
1. ALL DIMENSIONS SHOWN ARE IN MILLIMETERS UNLESS OTHERWISE STATED.
  2. SITE LAYOUT IS FOR DISCUSSION PURPOSES ONLY.
  3. HEIGHT OF EQUIPMENT IS INDICATIVE UNTIL SPECIFIC SUPPLIER DRAWINGS RECEIVED.
  4. ALL DIMENSIONS SHOWN ARE FROM THE TOP OF THE CONCRETE BASE.
  5. DRAWING TO BE READ IN CONJUNCTION WITH DRG001 - SITE LAYOUT - OPTION 2.

CLIENT:  
**REGEN HOLDINGS**

PROJECT:  
**FERNBROOK**

TITLE:  
**SITE ELEVATIONS**

SCALE: 1:250 @ A3 DRAWN: GW  
 CHECKED: NR CAD: DATE: 03/11/2020  
 APPROVED: CB SHEET: 1 OF 1

PROJECT No: 790

DRAWING No: DRG003

REVISION: A



VIRGINIA HOUSE  
56 WARWICK ROAD  
OLTON  
SOLIHULL  
B92 7HX

COPYRIGHT © 2011-2020  
CNG SERVICES LTD  
TEL: 0121 2478160  
WEB: www.cngservices.co.uk